

# S803H

## 130LM/W

### Product Specification

Luminance Efficacy: Frosted Cover:130lm/W  
Clear Cover:140lm/W

LED Type: 2835 LED,Epistar

Input Voltage: AC100-240V

CCT:3000K 4000K 5000K 6000K

CRI:>80

PF:>0.95

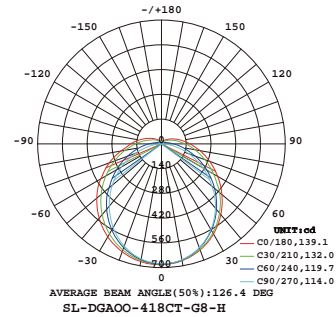
Beam Angle:140°

Driver Type: Internal Driver

Working Temperature: -20°C-48°C



### Beam Angle Luminous intensity distribution diagram



# S803T

## 160LM/W

### Product Specification

Luminance Efficacy: Frosted Cover:160lm/W  
Clear Cover:170lm/W

LED Type: 2835 LED,Epistar

Input Voltage: AC100-240V

CCT:3000K 4000K 5000K 6000K

CRI:>80

PF:>0.95

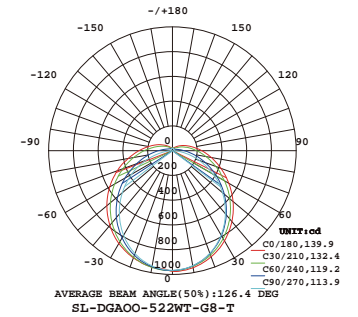
Beam Angle:140°

Driver Type: Internal Driver

Working Temperature: -20°C-48°C

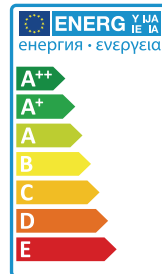


### Beam Angle Luminous intensity distribution diagram

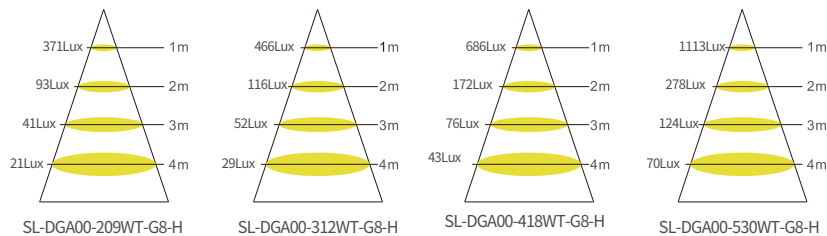


Model No.	Length	Power	Lumen	Size(mm)	Carton Size(cm)	G.W/25PCS
SL-DGA00-209LT-G8-H-F	2ft	9W	1170lm	Ø26*L588	L66*W22*H22	6.70KG
SL-DGA00-312LT-G8-H-F	3ft	12W	1560lm	Ø26*L892	L95*W22*H22	10.60KG
SL-DGA00-418LT-G8-H-F	4ft	18W	2340lm	Ø26*L1198	L125*W22*H22	12.90KG
SL-DGA00-525LT-G8-H-F	5ft	25W	3250lm	Ø26*L1498	L156*W22*H22	14.90KG
SL-DGA00-530LT-G8-H-F	5ft	30W	3900lm	Ø26*L1498	L156*W22*H22	15.00KG

\*Remarks: "W" means 6000K, 3000K, 4000K available, Only change "W" to "N", "L" in Model No.



### Illumination Distribution Drawing

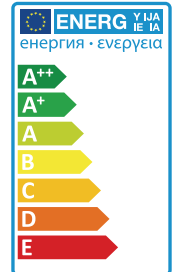


- A21 -

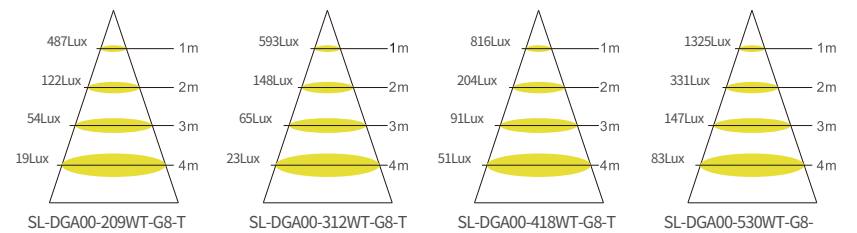


Model No.	Length	Power	Lumen	Size(mm)	Carton Size(cm)	G.W/25PCS
SL-DGA00-209WT-G8-T-F	2ft	9W	1440lm	Ø26*L588	L66*W22*H22	6.70KG
SL-DGA00-312WT-G8-T-F	3ft	12W	1920lm	Ø26*L892	L95*W22*H22	10.60KG
SL-DGA00-412WT-G8-T-F	4ft	12W	1920lm	Ø26*L1198	L125*W22*H22	10.60KG
SL-DGA00-418WT-G8-T-F	4ft	18W	2880lm	Ø26*L1198	L125*W22*H22	12.90KG
SL-DGA00-525WT-G8-T-F	5ft	25W	4000lm	Ø26*L1498	L156*W22*H22	14.90KG
SL-DGA00-530WT-G8-T-F	5ft	30W	4800lm	Ø26*L1498	L156*W22*H22	15.00KG

\*Remarks: "W" means 6000K, 3000K, 4000K available, Only change "W" to "N", "L" in Model No.



### Illumination Distribution Drawing



- A22 -