

# Flat LED Panel Light

HIGH POWERED

300x1500mm| IP41


SKU:SRPL300X1500-40WH

## INFORMATION

Measuring 300mm x 1500mm, this IP41 rated 40W panel light typically replaces 4 x 1500mm T8/T5 fluorescent tubes lights set in 600x600 grids. Which is why they're the popular lighting choice for hotels, factories, offices, schools, colleges, hospitals and the like. Energy use will be reduced by up to 50% and you'll notice a dramatic improvement in light quality.

While fluorescent tubes tend to flicker towards the end of their life, panel lights maintain their brightness and quality for a much longer period and these 40w units could use a Philips flicker free LED driver for improved uniformed light distribution with no interference.

They also last far longer. This 40W panel will give you 49,999 hours of service, which is up to 20 times longer than your older light source.



## FEATURES

- ◆ Colour Option (CCT): 3000K, 4000K, 6000K
- ◆ Lumens: 4800 + / - 5%
- ◆ Beam angle: 120 Degree
- ◆ Life span: 49,999Hrs
- ◆ IP Rating: IP41
- ◆ CE & RoHS Certified
- ◆ 5 years warranty
- ◆ Philips flicker free driver option
- ◆ High Lumen Efficiency




## TECHNICAL PARAMETER

- ◆ Input: AC 200-240V 50/60Hz 900ma
- ◆ Output Current: DC 27-42V
- ◆ LED Type: 4014 SMD LED
- ◆ Output Power: 40W
- ◆ Light Guide Plate (LGP): PMMA

Tsong is constantly developing and improving its products. For this reason, all product descriptions are intended as a general guide and we may change specifications time to time in the interest of product development, without prior notification or public announcement. Data in this sheet has been obtained in controlled experimental conditions. However, Tsong cannot accept any liability arising from the reliance on such data to the extent permitted by law.

## APPLICATIONS

- ◆ Hotels
- ◆ Conference/Meeting rooms
- ◆ Factories and offices
- ◆ Schools, colleges, universities and hospitals



# Flat LED Panel Light

HIGH POWERED

300x1500 mm | IP41 Rating



SKU: SRPL300X1500-40WH

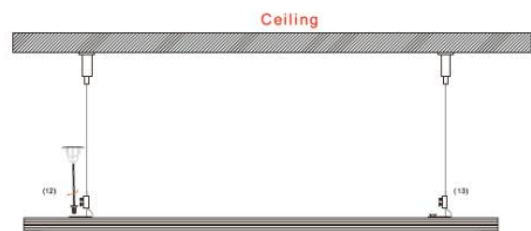
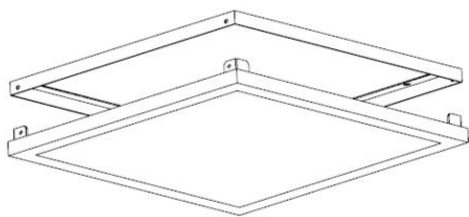
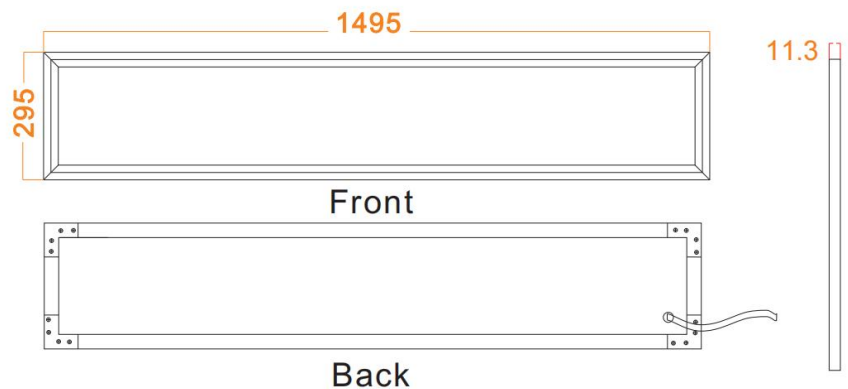
## SPECIFICATIONS

Model#	CCT	Lumen (lm)	CRI	Beam angle	Voltage	PF	Weight (kg)
SRPL300X1500-40WH	3000K	4400	>80	120°	AC200-240V	≥0.95	4.25kg
SRPL300X1500-40WH	4000K	4800	>80	120°	AC200-240V	≥0.95	4.25kg
SRPL300X1500-40WH	6000K	4800	>80	120°	AC200-240V	≥0.95	4.25kg

## PRODUCT PACKAGING INFORMATION

1. 6 pcs per carton
2. Gross Weight: 23.26 kg
3. Packing Size (LxWxH): 1605x130x360

All dimension units are in mm



## INSTALLATION AND ACCESSORIES

- ◆ Hanging Kit for suspended installation
- ◆ Mounting frames installation
- ◆ DALI/TRAIC/0-10v Dimmable driver options

